

The Ford Script



Vol. XLIV

December 2023

No. 12



Dedicated to the restoration and preservation of Model A Fords
60 Years 1963-2023

The Ford Script



Official publication of:
George Washington Chapter, Inc.
of the Model A Ford Club of America
and the George Washington Region
of the Model A Restorers Club
Post Office Box 971
McLean, VA 22101

Chapter meetings are held on the third Wednesday of every month at the American Legion Hall, 1355 Balls Hill Road, McLean, Virginia. Social meeting begins at 7:30 p.m. and the business meeting starts at 7:45. Members and guests are invited and encouraged to drive their antique cars to the meetings.

Chapter members are encouraged to belong to both MAFCA and MARC national clubs and the Model A Ford Museum (MAFFI). The chapter Web page on the Internet may be accessed by:

www.gwcmodela.org

Web Master: Greg Shepherd

	<u>Board of Directors</u>	
President	Milford Sprecher	301-830-2198
VP & Program Chairman	Hank Zajic	571-328-8511
Activities Chairman	Eugene Rainville	703-489-7321
Editor	Bill Sims	301-891-3616
Asst. Editor	Bruce Metcalf	952-288-3508
Secretary	Dave Greenwood	703-801-5526
Membership Chairman	Jeff VanGorder	703-585-0007
Treasurer	Doug Tomb	703-967-5229
Assistant Treasurer	Bill Bass	301-221-6598
Annual Meet Chairman	John Dougherty	571-228-9567
Tool Chairman	Benny Leonard	703-863-5814
Youth Development	James Kolody	703-795-9301
National Liaison	Doug Tomb	703-967-5229

	<u>Appointed Positions</u>	
Concessions Chairman	(vacant)	
Club Librarian	Jay Melton	703-966-7719
Historian/Archivist	(vacant)	
Sunshine Chairman	Jim Gray	410-353-0381
Technical Advisor	Tom Terko	240-463-6455

Copy for THE FORD SCRIPT should be e-mailed to the Editor at: billhsims@gmail.com

Next deadline: Friday, January 5th

PRESIDENT'S MESSAGE



Another year is drawing to a close. I am sorry I missed the Christmas party, but grandchildren beckoned.

I want to thank Gene Rainville and Hank Zajic for their service on the Club board. They have been energetic and enthusiastic board members and I know I speak for everyone in the Club thanking them for their service to the Club. Both positions are demanding and they performed their duties well. We have been lucky to fill both positions and look forward to a board that continues to function well and provide good service to the membership.

We have an event coming up on the 15th of December that is a bit different, a tour of the DAR Museum by Beverly Tomb. I have been interested in having some events that go beyond the usual car-related events we are accustomed to. Hopefully this will be the first of a number of events that can appeal to those members or spouses who want something more than how to rebuild a carburetor. I hope someone will come forward to organize these activities. We don't need to have many, but three or four a year would be great.

We finished the year with two tours that I organized. One was the tour to St. Michaels, which included some members of the Baltimore Club, as written up in last month's Script. The weather was perfect and we had fun. The second was the third leg of the C&O Canal tours that I have organized over the last few years. This third tour went from White's Ferry to the Catocin Aqueduct near Point of Rocks. It was a nice one-day tour. The day started chilly and ended up a pretty nice day. We only had four cars participating, but I think we all had fun.

For the year ahead, we are always looking for program topics, so please make suggestions or volunteer to make a presentation. If anyone has a tour idea, please share it, or even better, organize it.

The role of Activities Chair is to provide a variety of activities that Club members can enjoy. These include Small Parts Day, Club picnics, parades, tours and the Christmas party. Please volunteer to organize one of these activities. The Club functions better the more people we have participating as we get fresh ideas and new approaches to events we sponsor.

Use the winter to get your car in shape for 2024 touring. Also, it's not too early to volunteer for Sully, either.

Best wishes during the holiday season

Milford

FROM THE EDITOR

My summer saga is over. My shorts arrived 10 days after my November Script column. Inside were my wallet, car keys, and loose change. No phone or shirt, but that's fine. Nothing was taken from my wallet except for my printed cell phone list that they used to try to contact Alice (presumably) and my daughter. If they'd just called my son, all of this would've been resolved months ago. His business relies heavily on voicemail, so he would've responded immediately. A week after that, the hospital sent me a reimbursement check. So all's well that ends well.

>>>>>>

FROM THE EDITOR (Cont.)

My “Blaze” substitute is back from Don Temple’s and ran like a champ on the C&O Canal 3 tour, so it looks like I won’t be selling it after all. Don’s currently painting Blaze and still hunting decent upholstery. The end may actually be in sight.

Bill Sims

FROM THE SMOKE-FREE ROOM

GWC Board of Directors Meeting
November 15th, 2023



Vice President Hank Zajic called the GWC board meeting to order at 7:00 PM. This was an in-person meeting held prior to the regular membership meeting. The BoD meeting was held earlier than usual due to the Thanksgiving Holiday. Board members in attendance were: Hank Zajic, Jeff VanGorder, John Dougherty, Bruce Metcalf, James Kolody, Bill Sims, Gene Rainville, and Doug Tomb. Milford Sprecher joined the meeting in progress, bringing pie and ice-cream with him to share at the membership meeting.

Sully Chairman John Dougherty provided an update on the current status with the park office. Turnover on the Fairfax County staff is creating some communication challenges that John is working through. There appears to be a move on the county’s part to raise admission prices that John is advising against. Additionally, the Bill Worsham memorial bench is installed and John is seeking out opportunities to have a formal Club dedication ceremony. If possible, this will occur before the weather gets too cold. Worsham family availability is the current deciding factor.

Activities Chair Gene Rainville provided an update of the upcoming Christmas Party. Gene reported 41 people signed up at that point. The event promises to be a terrific time for all.

Treasurer Doug Tomb provided a summary of recent financial transactions, including the Club donation to the Armed Forces Retirement Home and the purchase of Mileage Program incentive awards. Over all, the 2023 budget remains on track and Club finances remain strong.

Membership Chair Jeff provided the reminder that dues are due!

President Milford provided a quick synopsis of the recently held St. Michaels tour, which was a great success and held as a mixed event with the Baltimore club. Milford made the observation that walkie talkies brought by the Baltimore club were very useful in keeping the caravan together during the drive. A significant point was raised that in addition to touring, the walkie talkies would be of tremendous value during the Sully car show since the equipment provided by Fairfax County frequently had problems functioning properly. A motion was made and passed that the Club would purchase walkie talkies for use during tours and the car show.

After polling the assembled group for other topics with none offered up, the meeting was adjourned at 7:25 PM.

THE GEORGE WASHINGTON CHAPTER 25 YEARS AGO

25 Years ago this month a tradition was born which has endured through all the years and is eagerly anticipated every December. Here's the backstory: President Clem Clement, writing in his Script column kicked it all off with "I'd like to try something a little different and in the holiday spirit. It is better to give than receive anyway. For those of you who care to play, please bring a brown paper bag to the December meeting. In the bag put some new/used Model A or Model A- related parts or memorabilia or goodie or "?". He went on to say, "I hope we don't see any 3-bladed phaeton fans!" And so the rest is history. The proposition intrigued me, and I must admit I saw the potential for pulling off a gag. (After all, the high school yearbook notation under my picture started off with "Devilish as can be"...) My plan was to mock up a fake Model A horn, which I constructed using tin cans of just the right size, part of a funnel, and whatever else I could dredge up. I made sure the weight was right on. Needless to say, it was the first bag to go, and it quickly became "fully taken," with Buzz Potter ending up with the bag. I had further planned to fess up to the fakery and provide a real item in another bag to be placed on the table so a new choice could be made by the recipient. Now you can see what vision President Clem had in making the comment about not wanting to see any 3-bladed fans....!



Andrea and Al Meeks had led a day trip that included a visit to the old barn on Route 7, Meadowlark Park, a stopover at both Millard and Judy Springer's and Donnie Temple's, and culminating with lunch at Wendy's. He planned the trip to start at the American Legion Hall in McLean and to go wherever the group wanted to go. He had an agenda but always asked what the group wanted. Sadly, all was not well. Two days later, on the heels of the day trip, Al was stricken by a massive heart attack on his 69th birthday and died instantly. Editor Bill Sims' editorial read, "Just like that. We'll all miss him. The club will go on; but it won't be the same. This has been a really hard newsletter to put together. It's the dichotomy between editing articles about a friend lost forever and then having to plug in articles about how to fix your car and what events are coming up in the future." President Clem said, "You all know that he will be missed. He was always willing to help with the club's activities and do anything the club needed. For this recent trip, he heard the discussion at the board meeting that we needed one more trip this year, spoke up and quickly organized things into a successful outing. For those of you who are facing difficult challenges during this period, we are thinking of you and wish you strength to overcome."

Dave Henderson

ARIES MUFFLERS & PARTS
ORIGINAL MODEL A FORD EXHAUST SYSTEMS
MADE PRECISELY TO THE FORD DESIGN

ALSO STATION WAGON TAIL PIPES AND
FORDSON TRACTOR MUFFLERS (1917-1936)

AMUFFLER.COM JDAVIS@AMUFFLER.COM
650.279.6609

EVERYTHING FROM A TO T!

SNYDER'S
ANTIQUE AUTO PARTS

888-262-5712
snydersantiqueauto.com

FREE CATALOG
\$10.00 Outside the U.S.



THE WORLD'S LARGEST SUPPLIER OF 1909-31 FORD PARTS!

2024 BOARD OF DIRECTORS

I want to express my gratitude to everyone who participated in the voting process, whether it was through email or in person during the November meeting. A special thank you to Milford for treating those present with delicious apple pie and ice cream.

I'm pleased to announce the elected nominees for the upcoming year's board:

- President: Milford Sprecher
- Vice President: Vacant
- Treasurer: Doug Tomb
- Assistant Treasurer: Bill Bass
- Membership: Jeff Van Gorder
- Activities: Val Faircloth
- Youth: James Kolody
- Sully Chair: John Dougherty
- Script Editor: Bill Sims
- Assistant Editor: Bruce Metcalf
- National Liaison: Doug Tomb
- Secretary: Dave Greenwood
- Tools: Benny Leonard

Don White volunteered to be Vice President at the meeting, but after most of the Club had voted electronically, so he will be voted in at the January Board meeting.

While the board plays a crucial role in running the Club, it's essential to recognize that it cannot accomplish everything without your active involvement. I encourage you to explore opportunities to volunteer and support our Club throughout the year. By doing so, we can not only alleviate the burden on individuals but also enhance our collective capacity to achieve more as a club. We are always open to innovative ideas to enhance the enjoyment of the GWC, attract new hobbyists, and make positive contributions to our communities.



Members of the new board who attended the Christmas party:

Bruce, Don, Bill, Jim, Doug, Val, Dave, Jeff, James, and John. Seated in the camping chair he'd just won is Benny Leonard.

2024 GWC MEMBERSHIP DUES

The amount is the same as previous years, so it's still only \$20 for an email full-year membership. This includes access to the monthly newsletter as well as exclusive activities like tours, our high-profile parades like Memorial Day and July 4th as well as our Holiday and Summer parties.

You can send in a check made out to GWC for \$20 (\$30 for those still grandfathered in that get the paper copy of the Script) and mail it to:

Jeff VanGorder
46363 Newfield Place
Potomac Falls, VA 20165

Electronic payment is also an option:

PayPal: paypal.me/JeffreyVanGorder (and pick the friends and family option)

Venmo: @ Jeffrey-VanGorder

Those that have received Lifetime Member status do not have to pay, of course. And while I appreciate people trying to get ahead by paying future-year dues, this can become problematic if the dues are raised in future years, people leave the Club, etc.. So, payment for future years will not be accepted and the payment canceled/not accepted. Thanks for understanding.

Looking for a gift idea for a friend or relative who has interest in Model A's or that era? Consider giving them a GWC Club Membership. It just might inspire them to get more involved in the hobby.

Burtz Special Club Pricing Offer

Please see the flyer shared by Bruce Metcalf. For those thinking about building a Burtz engine, this looks like an interesting offer to coordinate with some like-minded buddies.



Special Club Pricing
FREE SHIPPING
Now Thru Jan 31st.
= Savings of Up to \$550 per block
depending on location

Now thru Jan 31st, Burtz Block is offering
FREE Shipping on all block kits to Clubs with
a minimum order of 3 kits per Club.
Time to Save!

ReEngineered Ford Model A Engine Components

5-MAIN MODEL A BLOCK
Order Yours Today!

- New Five Main Bearing Engine Design \$4000
- New Four Forged Connecting Rods Included
- New Dynamically Balanced Crankshaft Included
- New Lightened Flywheel \$375
- New Five Bearing Touring Camshaft \$400
- New 6.5 High Compression "stock" Cylinder Head \$400

Like the Original...Only Better!

Proud Sponsor of the
MARC 2024
National Meet

Call for details (540) 739-7577
Or Visit www.BurtzBlock.com

NOVEMBER MEMBERSHIP MEETING RECAP

Twenty-three members were present when President Milford Sprecher convened the business portion of the Club's annual meeting at 7:50 PM with the Pledge of Allegiance. This meeting is distinguished from other membership meetings since it is the time when the upcoming Board of Directors is voted on. We also had three beautiful Model A's in attendance. A real treat for this time of year! (See their photos on the next page.)



Our officers reported on their individual areas: Activities Chair Gene Rainville provided an update on the upcoming Christmas party; Membership Chair Jeff Van Gorder reminded everyone that dues are due! This year is a printed roster year so make sure your information is correct! Treasurer Doug Tomb reported on the overall financial health of the Club, which remains strong. Programs Chair Hank Zajic provided a reminder of the upcoming December Brown Bag event. Refer to the Script articles if you are not familiar with the game guidelines. President Milford provided a rundown of the St. Michaels Tour, which had a total of eight cars from our Club and the Baltimore club. He also reported on the C&O Canal Tour (part 3), which had four participating cars.

Moving on to new business, Beverly Tomb and Milford described a tour of DAR hall that Beverly has organized for the Club on 15 December. Please see the notices provided by email and in the Script. RSVP by 11 December to Beverly. It promises to be a very interesting event. Thank you, Beverly, for organizing this event!

Milford then introduced the discussion of the election of the 2024 BoD. Our Club by-laws allow for electronic voting. The voting began when the slate of directors was distributed to the general membership on 13 November via email and included:

President: Milford Sprecher
VP/Programs: Vacant
Treasurer: Doug Tomb
Asst. Treas: Bill Bass
Membership: Jeff Van Gorder
Activities: Val Faircloth
Youth: James Kolody
Sully Chair: John Dougherty
Script Editor: Bill Sims
Assistant Editor: Bruce Metcalf
National Liaison: Doug Tomb
Secretary: Dave Greenwood
Tools: Benny Leonard

Going into the meeting, Membership Chair Jeff VanGorder had already received 42 electronic votes for this slate, a sufficient quantity to satisfy quorum requirements. An additional 15 votes were cast for this slate during the membership meeting, thereby completing the voting for this slate of directors.

>>>>>>

NOVEMBER MEMBERSHIP MEETING RECAP (Cont.)


During the discussion prior to the vote, a nomination came from the floor naming Don White for the vacant VP/Programs position. Don graciously accepted this nomination but because this nomination came late for the electronic votes cast, his formal election will be handled separately by BoD action in accordance with Club by-laws once the 2024 board is installed.

The business meeting was adjourned at 8:30 PM and everyone enjoyed apple pie and ice cream while the evening's program was set up.

Stan Johnson provided a very informative discussion on transmission disassembly, troubleshooting and repair. He had a wonderful set of detailed slides that was augmented by several static cut-away displays loaned to us by Jack Pavlat of the Cape Henry A's. Those in attendance learned some interesting tips and tricks about diagnosing transmission noise, the importance of lubrication levels, towing precautions and what makes sense to focus on when overhauling a transmission.



Having the static displays really helped to see how everything works and some of the key differences in parts from earlier transmissions (before mid-'29) and later transmissions. Like all things Model A, Henry was involved in continuous improvement, so you can't just grab a component and expect it will universally fit across all production years.



This presentation was particularly special because the Club's new projector started its "official" service to our membership. During the COVID shutdown, the Club's previous projector suffered a burned-out bulb and was misplaced. We have been borrowing equipment to support

presentations throughout most of this year. Thanks to funds from the Peyton Randolph Memorial Fund, we now have a new projector that has superior features to that previously used. It's LED technology and updated compatibility should serve us well for years to come!



Photos by Bruce Metcalf

MEMBERSHIP MEETING UPCOMING PROGRAMS

For December. The meeting IS the program, the always popular ***“Holiday Brown Bag Gift Exchange.”*** I have already seen Holiday displays in the stores...and it’s a good idea is for you to start thinking about what you might bring. The most important thing everyone needs to remember with the Brown Bag Gift Exchange is that this is the Holiday Season and all Club members are our Model A family. TAKE GOOD CARE OF YOUR FAMILY!! This is no time for junk; this is no time for gags; this is no time to see if you can stick it to someone ... that simply is not in the spirit of this event. Before you pack up your selected gift, ask yourself the question, “Would I be happy to come home with this?” If not, do not bring it! Save your junk for the January Indoor Flea Market and swap meet; someone is bound to love it there. We are suggesting a guideline of \$20 as an appropriate gift value for the Brown Bag. (See p. for guidance.)

For January. ***“Indoor flea market and swap meet”***. This is your chance to clean out the garage, empty the shed, tidy your workbench. Turn your excess parts, tools and other items into cold hard cash! There will not be a typical “business meeting prior to the program,” just the swap meet/ flea market. So start going through your stash now and decide on what ought to move along.

For February. ***“The Model A before the Model A”***. Horseless Carriage enthusiast and expert Doug Tomb will offer some insights into what the automotive world looked like before our beloved New Fords went into production. This will include a look at what Ford Motor Cars looked like from 1900-1927 as well as some other key manufacturers and some of the “mystery and intrigue” that shaped the early years of the automotive industry. Come on out for an informative discussion.

SANTA'S SLEIGH - 2023

Kathie and I have carried the Club's Christmas Party “Toys for Tots” donations in our Model A Ford “sleigh” since 2016. The past three years we’ve made our donation at the Clifton Fire House. Making the donation from the Club is always gratifying, and always gratefully received.

We had so many gifts this year that Santa had to ride in the Model A with me... note that he insisted on wearing his seat belt!

Congratulations to the GWC for donating the 36 gifts that completely filled the Clifton Fire Station’s donation box. Our contact, Ted, sends his thanks to the entire Club.

Jim Gray
Sunshine Chairman



George Washington Chapter 2023 Approved Budget - AS OF 11/30/2023

OPERATING BUDGET #2

<u>Budgeted Income</u>	<u>Responsibility</u>	2022 ACTUAL	2023 Budget	2023 SEPT	2023 ACTUAL
Membership	VanGorder	\$ 4,169.00	\$ 3,750.00	\$ 280	\$ 2,280.00
Misc Income (Donations)	Tomb	\$ 3,000.00	\$ 500.00	\$ -	\$ 65.00
Programs & Technical Seminars	Zajic		\$ 100.00	\$ -	\$ 56.00
Club Tours & Activities	Rainville	\$ 1,600.00	\$ 2,800.00	\$ 800-	\$ 2,610.00
Script Advertising	Sprecher	\$ 650.00	\$ 500.00	\$ -	\$ 450.00
Hands on Seminars, Repair	Leonard	\$ -	\$ 100.00	\$ -	\$ -
Sully Income	Dougherty	\$12,650.00	\$14,978.00	\$ -	\$13,826.50
Total Income		\$22,069.00	\$22,728.00	\$1,080.00	\$19,287.50
Budgeted Expenses					
Membership	VanGorder	\$ 1,763.00	\$ 1,089.00	\$ 349.81	\$ 868.07
Club Programs	Zajic	\$ 2,447.00	\$ 2,800.00	\$ 51.65	\$1,650.34
Club Tours & Activities	Rainville	\$ 5,737.00	\$ 7,300.00	\$ -	\$5,272.16
Script Printing & Mailing	Sims	\$ 291.00	\$ 300.00	\$ -	\$ -
Tool Shed / Tools	Leonard	\$ 180.00	\$ 560.00	\$ -	\$ 308.63
Sully Car Show Expenses	Dougherty	\$ 3,903.00	\$ 5,065.00	\$ -	\$4,445.04
Web Hosting Expense	Shepherd	\$ 108.00	\$ 108.00	\$ -	\$ 163.22
Insurance	Tomb	\$ -	\$ 75.00	\$ -	\$ -
President's Fund	Sprecher	\$ 810.00	\$ 1,210.00	\$ -	\$ 943.63
Secretary Supplies	Greenwood	\$ -	\$ 100.00	\$ -	\$ 157.40
Treasurer Supplies	Tomb	\$ 542.00	\$ 615.00	\$ -	\$ 552.46
Total Expenses		\$15,781.00	\$19,222.00	\$ 401.46	\$14,360.95
UNDER/(OVER) Revenue		\$ 6,288.00	\$ 3,506.00		\$ 4,926.55

>>>>>>

COLD WEATHER STORAGE TIPS

(Source unknown)

Looks like the cooler weather may finally be working its way in. Holidays are here and the old cars will be put away for the winter. Here are a few tips to make sure your Model A is stored properly and will be ready to go again next spring.

- Make sure your gas tank is full. This will reduce the amount of moisture that can be absorbed into your fuel system. This also reduces the rate at which gasoline will turn to varnish. Like I'm always saying, use "Ethanol Free" fuel, especially for storage.
- Use Anti-freeze. Not only will this keep your engine from freezing, but it will also keep rust from forming in your cooling system.
- Wash the car and apply a good wax. Don't forget to clean the interior too. Do this early in the day so it will have plenty of time to dry before you put it in the garage.
- If you have a convertible top, leave it up. Convertible tops can develop some nasty creases when stored in the down position. Also store your car with the windows up tightly to prevent any insects or varmints from getting inside. Don't forget to make sure your floorboards are in place for the same reason.
- Now, take the car for a nice drive, 30 minutes or so, to get all the moisture from the engine and exhaust system before it is put away for the winter. This will also help keep rust at bay.
- Change the engine oil before storage. Dirty oil is contaminated with acids and moisture which can cause premature damage to your engine. If you believe your car is going to sit for a year or more, then remove the spark plugs and pour some "upper cylinder lubricant" into the engine. I like Marvel Mystery Oil for this.
- If you are storing your car in the basement or other damp location, then I would recommend spraying some WD-40 on all exposed metal surfaces under the hood and chassis. Don't even bother wiping it off, just spray it on to keep the rust away.
- To keep flat spots from forming on your tires, over inflate them slightly, or put the car up on Jack stands if possible.
- Keep that battery charged. A fully discharged battery will go bad in just a few days. Use a low amperage "Battery Tender" if you have one, or charge the battery every few weeks. Keep the battery disconnected during storage by removing the fuse, or one of the battery cables.
- The best thing you can do for any car in storage is to visit it at least once per month and take it out for a nice drive. This will keep the battery charged and all your mechanical parts moving like they are supposed to. This is not only good for the car, but good for the owner as well.

JIM AND CONNIE BAKER'S FABULOUS TOWN CAR, RUBY, BUILT TO TOUR!

The August NVRG membership meeting featured Jim Baker, who took us on a tour inside his Model A to show the modifications made to enable trouble-free long-distance touring. Jim and Connie have driven their Model A in seven countries on three Continents, to the top of Pikes Peak and the bottom of the Grand Canyon! Who can say that for their EFV8?? While the exterior appearance of the car is stock Model A, there are lots of interesting modifications to the running gear, engine and other aspects which Jim explained in detail. This car has traveled the world on tours with the Model A Touring Club. Rules of the club are that if you break down on tour, you have 15 minutes to fix the problem or you are towed by one of the other Model A's equipped for towing to the next stopping point. At the stopping point, you are on your own to get things fixed and then catch up with everyone else – no waiting for broken down vehicles. This is a strong motivation to ensure each car is “bullet proof” for durability and easy of repair.



**Jim proudly standing by his
Model A “Ruby”**



Desirable engine speed is 2,000 RPM, which is the peak of the power curve, and it has a maximum of 3,000 RPM because it's a dip lubrication system.

Jim first provided some background on the car and his old car affiliations. The car is a 1931 Model A Town Sedan, which he and Connie acquired in 1997. Not only does Jim belong to the EFV8 Club, he is a member of the George Washington Chapter of the Model A Club, Model A Restorers of Arizona, Veteran (Vintage) Motor Car Club, and is the past president of the Model A Touring Club.


Jim first started with the engine. The engine and drive train were built by Ron Kelley of RK Design located in Dallas, Texas. They found a collection of 100 Model A engines in New England and donated 50 to local schools with automotive shops. The kids got to tear down the engines and then Ron selected two of them for the build. The engine has modified pistons, valve and valve seats and bearings.

>>>>>>


JIM AND CONNIE BAKER'S FABULOUS TOWN CAR, RUBY (Cont.)




Engine modifications include 1) Distributor, 2) Fan and Radiator, 3) Cooling Reservoir, 4) Oil Filter, 5) Modified Air Maze, 6) Fuel Filter, 7) 12-volt Alternator, 8) Oil Breather Tube, and 9) Modern Fuse Block and Fuses



Full flow-through cartridge style oil filter.



Sealed bearing water pump supports a six-blade radiator fan.



Coolant overflow tank and radiator modifications by John Cook

Next Jim explained the transmission upgrade. It's a late 1980's F150 transmission built by Dave Dehune in California. Dave replaced every part in the transmission with brand new components so it's essentially brand new.



Oil breather tube extends backwards to vent fumes to the rear under the frame

Jim explained that while touring, the F150 transmission gearing was too fast for other Model A's to keep up when the



F150 Transmission

JIM AND CONNIE BAKER'S FABULOUS TOWN CAR, RUBY (Cont.)



Mitchell Gear Splitter

engine speed was 2,000 RPM, or on hills, so a gear splitter was installed to allow 1/2 speed increments for better speed matching with other cars on tour.


A hydraulic brake system from a 1940 Ford was installed but on reflection, Jim said he might have been happier staying with the original mechanical brakes because, while



1940 Hydraulic Brakes

serviceable, the performance of a 1940 Ford hydraulic brake system wasn't perfected.

The car is fitted with 16" 1935 Ford rims and radial tires. Jim used Ford wheels because the wires are welded to the inner face of the wheel, which uses a solid tire ring. Kelsey Hayes wheels use a tire ring with holes at each spoke. The spokes are welded on the tire side so they aren't air tight for use with a radial tire.



Rear shock absorber installation



Front shock absorber installation. Note the bottom bolt is installed through a hole drilled in the axle.

>>>>>>

CONNIE BAKER'S FABULOUS TOWN CAR, RUBY (Cont.)

Creature comforts to improve the driving experience were also added. These included replacing the cloth seat covering with pleated vinyl to allow easier movement




entering and exiting of the car. A tachometer was installed on the steering column with the 2000 RPM indication at 12 o'clock.




A steering box from a 1987 F-150 steering was installed in place of the Model a version.



USB ports added to charge cell phones and run a GPS unit



A concealed "kill" switch and coolant temperature gauge were added to the dash



Modern fuse block installation

Every wire in the entire car was removed and replaced by Jon Phillips of the Model A Garage in Luray, Virginia. In addition, a modern fuse block with modern fuses was installed.

>>>>>>

CONNIE BAKER'S FABULOUS TOWN CAR, RUBY (Cont.)

To provide better visibility on tours where beautiful scenery was expected, an operable modern sun roof was installed.



A sun roof from a Hummer 3 was added to provide visibility to the tour surroundings.



After the presentation, there was a short question and answer session. Everyone agreed that Jim's modifications were amazing and inspirational for anyone wanting to undertake reliable long-distance touring.

To view a PDF copy of Jim's presentation from the NVRG web page, use the following link:

<https://nvr.org/wp-content/uploads/Meetings/Programs/2023August/Bullet-Proof-Model-A.pdf>

Dave Gunnerson

[This is a write-up of Jim's presentation before the V8 Club. Jim's presentations before the Model A Club in July and the V8 Club in August were essentially identical. This was originally published in the "Valve Clatter," the monthly newsletter of the Northern Virginia Regional Group of the V8 Club.]



**MITCHELL
MANUFACTURING**



Steve & Cyndi Mitchell
Mitchell MFG.
530-458-4500 800-859-2088
www.mitchelloverdrivemfg.com

MODEL A FORD
SYNCHRONIZED-TRANSMISSION FORD OVERDRIVES/UNDERDRIVES
VINTAGE CAR OVERDRIVES 1928-1948

P.O. Box 925 1157 Parker St. Colusa, CA 95932



**RENNER'S
CORNER**
Better than new!

EARLY FORD PARTS
Specializing in 1928 thru 1934
4 cylinder
PARTS & REBUILD KITS

David Renner
734-428-8424
www.rennerscorner.com

C&O CANAL TOUR 3

Club members have enjoyed the first two C&O Canal tours I organized, so I thought I would get another in before the weather got too cool. Leading two tours in a two-week period may not have been smartest move on my part, but the one-day tour was much easier than a multi-day tour.

We met at the parking lot at Glen Echo Park. The group included Jim and Connie Baker, Matt and Jean Krafft, Bill Sims and Shuyan and me. We headed west on MacArthur Blvd and River Road.

Our first stop was White's Ferry. The ferry has not operated for a few years because of a dispute with the people who own the land on the Virginia side of the river. It was interesting to see the ferry pulled up out of the water. It doesn't look like it has deteriorated too much so hopefully it will be back in service before too long.



Our second stop was the Monocacy Aqueduct, the stone aqueduct across the Monocacy River. It was a short walk to the aqueduct. There were attempts to blow up the Aqueduct during the Civil War, which were unsuccessful. We then drove to Noland's Ferry, site of one of the many ferries across the Potomac. We didn't stop but continued on to our fourth stop, the Catoctin Aqueduct.

It was a half mile walk from the parking area to the aqueduct. The aqueduct crosses over the Catoctin River and has more of an elliptical arch than a normal arch. It is beautiful, but it was structurally weak and eventually collapsed. The park service buried the stones and an effort was undertaken to rebuild the structure using as many of the original stones as possible. More modern construction techniques were used, so the rebuilt aqueduct is more structurally sound than the original.



After our walk to the aqueduct, we headed back to Point of Rocks to the Aroma House, a sandwich shop near the Point of Rocks train station. After lunch we headed over to the Point of Rocks train station, a handsome structure that is one of the stations featured on a current issue of postage stamps.

No tour is complete without an ice cream stop, so we ended the official tour with a stop at Rocky Point Creamery, after which the Bakers crossed into Virginia on the Rte. 15 bridge and the rest of us headed back towards Bethesda and Takoma Park. A nice way to end the touring season as the weather was just starting to turn.

Milford Sprecher
>>>>>>

C&O CANAL TOUR 3 (Cont.)



The group assembling at Glen Echo Park for the final C&O tour. Left to right—Bill Sims, the Kraffts, the Sprechers and the Bakers.

Shuyan facing back to shoot movies of our moving cars while a bundled-up Milford heads out on the next leg of the tour.



Milford and Shuyen leading us down the path to the Catoclin Aqueduct.

>>>>>>>

C&O CANAL TOUR 3 (Cont.)



Our A's parked at the entrance to the Catoclin Aqueduct. The house is closed up and not open to the public.



The gang at the Point of Rocks train station—Bill, Jean, Matt, Shuyan, Milford, Connie and Dave

SEEN AT THE CHRISTMAS PARTY



Gene Rainville, chief organizer of the Christmas party



VP Hank Zajic presenting John Dougherty with the Carl Patrick Award as his wife Deborah looks on



Hank introducing Jim Cartmill, who handed out MARC Mileage Awards to Club recipients



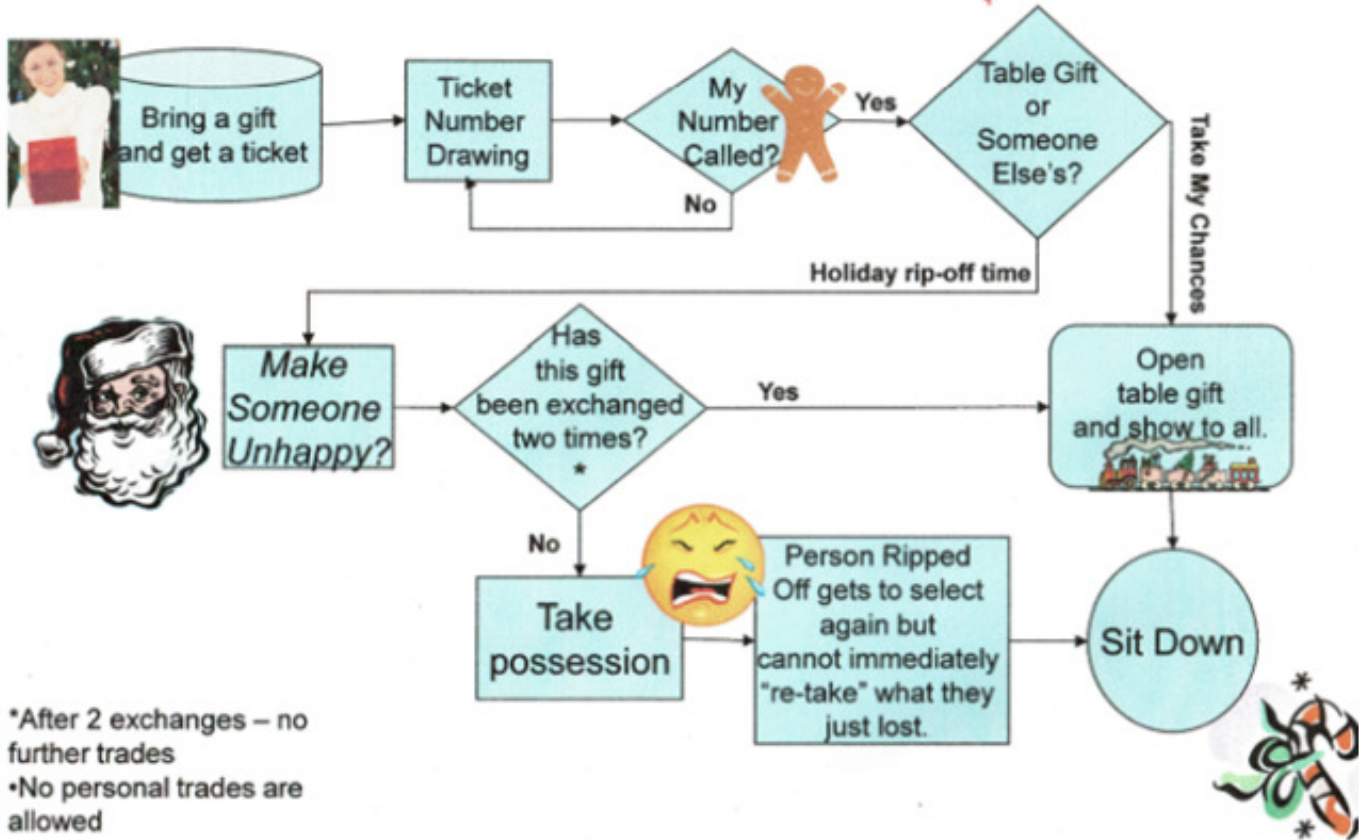
MARC Mileage Awardees—Laurel Gauthier, Hank Zajic, Benny Leonard, Bill Sims, Jim Cartmill and Andy Jaeger (seated)

SEEN AT THE CHRISTMAS PARTY (Cont.)





GWC Model A Club Holiday Gift Exchange



What Should I Bring?



- Something you would enjoy receiving yourself.
- \$20 as a guideline.
- No Junk....that's for the flea market in January.
- Two sides of the Table:
 - The FORD Side, or "Gee I sure like my Model A".
 - The not necessarily FORD Side, or "Gee I better start my Christmas Shopping for my Honey".

DAR MUSEUM TOUR

You are invited to join a special tour for GWC Model A Ford Club of the Daughters of the American Revolution Museum on Friday, December 15, 2023 at 10:30 a.m. Beverly is a docent at the museum and has offered to give our group a special tour.

Please see the flyer below for more details and be sure to RSVP to Beverly Tomb by December 11th at either bnbtomb@gmail.com or 703-475-1695 (mobile).

Special Tour for GWC Model A Ford Club of the **Daughters of the American Revolution Museum** **Friday, December 15, 2023 at 10:30am**



It's decorated for the Holidays..

..so it's a great time to visit the DAR Museum! DAR Museum Docent Beverly Tomb will host a special tour for GWC Club members & friends.

The DAR Museum is a decorative arts museum. It collects furnishings, ceramics, glass, textiles, and household items that were made and used in America through the early 20th century. There are 31 period rooms (each arranged to look like a different time and place in American history), a main Gallery with an exhibit that changes annually, and a Study Gallery where you can get close to the museum objects. And of course, a Museum Gift Shop!

When: December 15, 2023

**Where: 1776 D Street, NW
Washington, DC 20006**

Time: 10:30 - 11:30 AM then casual lunch

Other: Two Hour Metered street parking is available but limited. There are parking garages located in the area on New York and Pennsylvania Avenues and 17th and 18th Streets. Consider carpooling or Uber / Lyft / Taxi. Accessible entrance is on C Street

RSVP to Beverly Tomb by Dec 11

bnbtomb@gmail.com or

703-475-1695 (mobile)

COMING EVENTS

December

Dec. 20 (Wednesday) – BROWN BAG - Monthly Membership Meeting – McLean American Legion Hall – 7:30 p.m. See p. 24 for the rules.

Dec. – No board meeting. There may be a joint old-and-new board social meeting in early January. Date so far undetermined.

January

Jan. 17 (Wednesday) – Annual Club flea market. No general meeting.

Jan. 19-21 -- Auto Mania stands as Pennsylvania's premier indoor heated automotive Flea Market for over 30 years, located in Allentown. Geared towards pickers, flippers, investors, and dedicated collectors, the event carries an urgent appeal for those seeking to acquire fresh and unpicked merchandise. Attendees can expect a vibrant marketplace where they can delve into a wide array of automotive treasures, making it an unmissable experience for anyone passionate about the world of automobiles. Come celebrate 50 years with Carlisle Events this year!

Admission: Daily Price: \$10*, Kids 12 and under are FREE (*Online tickets discounted.)

Contact info: Phone: (717)-243-7855 Email: info@carlisleevents.com

Jan. 25 (Thursday) – Monthly board meeting.

WANT ADS

For Sale

1931 Ford Model A Phaeton. A solid driver for \$24,000*. Call or email Andrew P. Reymer at areymer@gmail.com or 202.413.3478. *Oriole Bird and children not included



Manuals (hardbound books) first printed in the early teens and reissued and updated by A. L. Dyke until the 1950s. They contain principles, construction and repair of automobiles, gas engines and electrical. Includes trucks, tractors, motor coaches, and diesel engines plus aircraft engines and motorcycles. I have the following editions for sale;

- 1913 8th Edition (worn and stained but very readable/useable)
- 1920 11th Edition
- 1929 15th Edition
- 1937 18th Edition
- 1943-45 20th Edition (Excellent condition)
- 1949 21st Edition (Excellent condition)

Asking price: \$95 each plus shipping (I can deliver to Northern VA buyers.)

Contact: Tom Quigley, 65 Pond Hollow Lane, Nellysford, VA; tiquigley6@gmail.com. (Call if you have questions on content. Model Ts and Model As are included chapters). H 703-912-4293, M 703-615-9109.

BRATTON'S

ANTIQUE AUTO PARTS



800-255-1929 Phone
www.brattons.com

800-774-1930 Fax
1606 Back Acre Circle
Mount Airy, MD 21771

Your source for Quality Model A Ford Parts since 1976

*Restoration and Repair

George's

*Automotive Sales



*Automotive Storage

*Automotive Transportation

Automotive Restoration

(703) 969-1715

Mike's "A" Ford-able Parts



Mike Butcher

124 Model A Drive, Maysville, GA 30558
email: mike@mikes-afordable.com - www.mikes-afordable.com
Fax: 706 652 2492 - Phone: 706 652 3866
1 888 TRY MIKE (879 6453)



Specialising in 1928 - 1931 Model A Ford Parts

FLAT HEAD FORD



ENGINE REBUILDING

REBABBITTING
PRECISION LINE BORING
MODEL T, A, B, V8 FORDS
OUR SPECIALTY

Schwalm's

BABBITTED BEARINGS

ANTIQUE FORD ENGINE REBUILDING

ORA LANDIS (717) 687-6976



new
200 page catalog
online or by request

**1909-48
FORD
parts &
accessories**
since 1962

**LED
headlight**



NEW

6 or 12 VT

easy replace regular bulb for
Model 'T' or 'A' Ford **\$59⁹⁰/pr**

 **Gaslight Auto Parts**
800.242.6491
www.GaslightAuto.com



Urbana, OH



J.C. TAYLOR
INSURANCE

Since the 1960s, J.C. Taylor has been America's premier specialty insurance provider for classic cars, antique autos, modified, and custom vehicles.

**NO HASSLES.
COMPETITIVE PRICING.
AGREED VALUE.**


INSURANCE

JCTAYLOR.COM/MODELA 888-845-0157

Get a quote today!